

Displays the Intensity of SUV (Sunburning UV) in Minimal Erythemal Doses per Hour (MED/Hr)

Solar Light's **Model SL-3201 Tanning Bed Meter** displays the intensity of SUV – Sunburning UV in Minimal Erythemal Doses per Hour (MED/Hr), the accepted clinical measure for sunburn potential. A UVC sensor measures light intensity in the 275-285 nm range, and displays UVC irradiance in $[\mu\text{W}/\text{cm}^2]$. These measurements are in accordance with European standards for tanning bed outputs.



Applications

- Measurement of UVC and SUV Output from Tanning Bed Lamps

Features and Benefits

- On-Board Data Logging Function
- Downloads Data onto a PC for Creating Charts, Graphs, Archives



Displays the Intensity of SUV (Sunburning UV) in Minimal Erythemal Doses per Hour (MED/Hr)

| SPECIFICATIONS | |
|---------------------------|--|
| SUV Readout Range | 200 [MED/Hr] |
| UVC Readout Range | 2,000 [$\mu\text{W}/\text{cm}^2$] |
| Resolution | 0.001 [MED/Hr] or 0.1 [$\mu\text{W}/\text{cm}^2$] |
| Operating Temperature | 0 to +50°C |
| Dynamic Range | $> 2 \times 10^5$ |
| Accuracy | $\pm 5\%$ |
| Temperature Coefficient | 1%/°C SUV, UVC Negligible |
| Power Source | 4xAA NiCd or Alkaline batteries; external 9-12V AC or DC adapter |
| Weight | 17 oz (480 grams) |
| Size | 4"W x 7.6"H x 1.75"D (10x19.5x4.5 cm) |
| SUV SENSOR SPECIFICATIONS | |
| Spectral Response | 400nm Erythema Weighted |
| Cosine Response | See Figure 3 |
| Operating Temperature | 0 to 50°C |
| Weight | 1.6 oz. (45 grams) |
| UVC SENSOR SPECIFICATIONS | |
| Spectral Response | 275 to 285nm |
| Cosine Response | See Figure 3 |
| Operating Temperature | 0 to 50°C |
| Weight | 1.2 oz. (34 grams) |

Part Number: 210099

Revision Level: C

Specifications subject to change without notice.

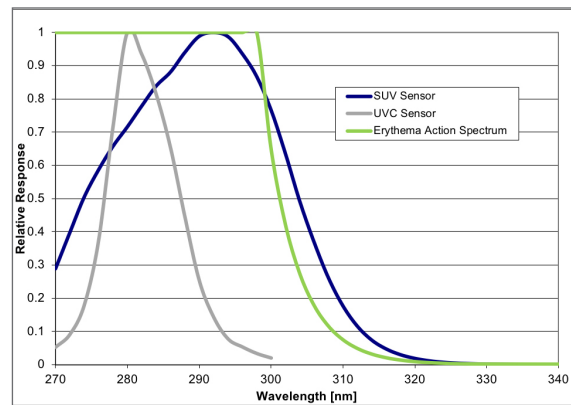


Fig. 1. Linear Spectral Response

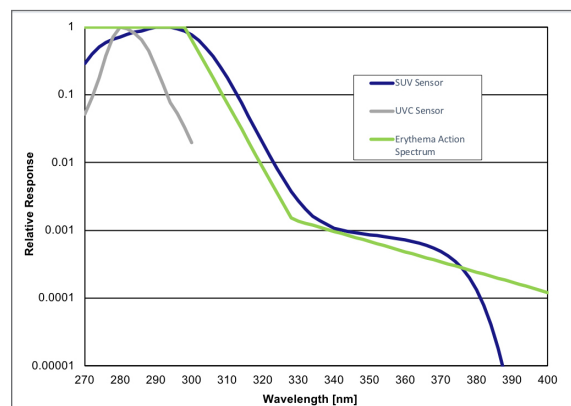


Fig. 2. Log Spectral Response

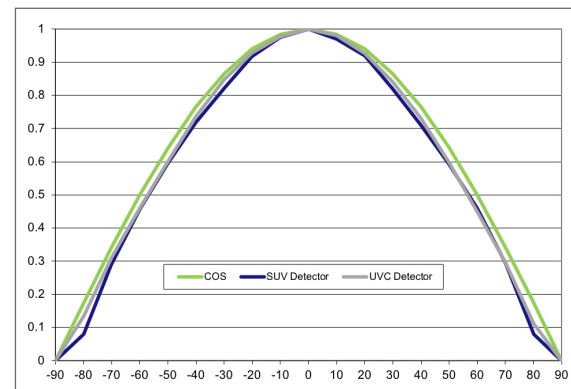


Fig. 3. Cosine Response PMA2101

Displays the Intensity of SUV (Sunburning UV)
in Minimal Erythral Doses per Hour (MED/Hr)

Since 1967, Solar Light Company, LLC has been recognized worldwide as America's premier manufacturer of Precision Solar Simulators and Light Sources, Light Measurement Instrumentation, UV Transmittance Analyzers, Meteorological Instrumentation, and Digital and Analog Sensors. Our advanced line of UV, visible, and IR radiometers and light meters measure laboratory, industrial, environmental, and health related light levels with NIST traceable accuracy. Column ozone, aerosol, and water vapor thickness measurements, in addition to long-term global ultraviolet radiation studies all over the world are performed using our atmospheric line of instrumentation. Solar Light also provides NIST traceable spectroradiometric analyses, calibrations for light meters and light sources, accelerated ultraviolet radiation degradation testing of materials, and OEM instrumentation and monitors. Please visit our website for more details, specifications, and pictures!



State Of The Art Solar Simulators available in 150-1000+ watt UV or AM variations for a variety of applications including PV Cell Testing, Materials Testing, Pre-Irradiation for In Vitro Broad Spectrum Sunscreen Testing, SPF Testing, and much more.



Multi-Functional Professional Grade Radiometers available with and without data logging, and compatible with over 130 Solar Light PMA-Series Sensors to measure UV, Visible and IR wavelengths. Specialty Meters also available to measure UV Radiation, SUV/UVA, Scotopic/Photopic Spectra, and much more.



Advanced NIST-Traceable Sensors for accurate measurement of UVA, UVB, UVA+B, UVC, Visible, IR, Photostability, Temperature, and Custom Wavelength – well over 130 models in both digital and analog configurations, all compatible with our Radiometers.



Ultraviolet Transmittance Analyzers available as complete integrated turnkey systems to meet the latest ISO24443 requirements.



Handheld Ozonometers and Sunphotometers for fast and dependable Column Ozone, Aerosol, and Water Vapor Thickness measurements, in addition to long-term global ultraviolet radiation studies.